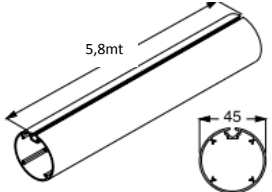
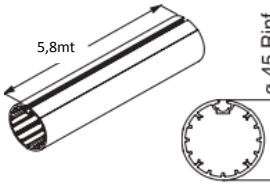
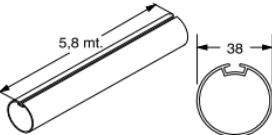
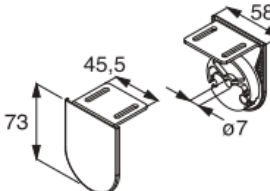
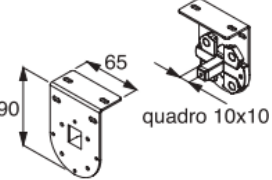

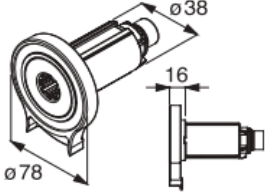
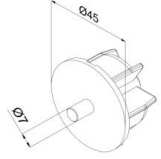
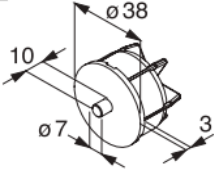
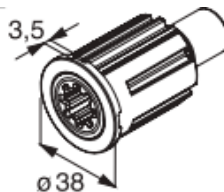




* Per tende a partire da 180cm scegliere consigliato l'uso delle molle RL220345 o RL220350
For blinds bigger than 180cm choice springs RL220345 or RL220350



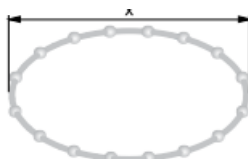
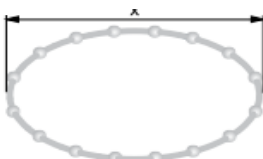
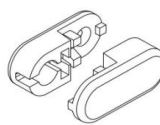



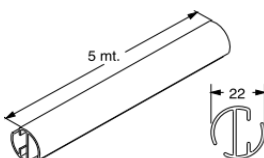
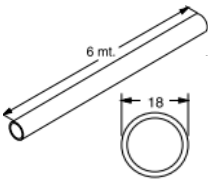
DATI TECNICI / Technical Specifications

L Max	Avv. Max / Max Roll	Tes. Spess. 0,75 / Fabric Thick. 0,75	Tes. Spess. 0,40 / Fabric Thick. 0,40
L 2800	75 mm	H 2500 Max	H 3500 Max



	CODICE Code	CARATTERISTICHE Features	EURO		CODICE Code	CARATTERISTICHE Features	EURO
Tubo alluminio da 45mm con ogiva <i>Aluminium tube 45mm with groove</i>				Tubo avvolgitore alluminio 45 rinforzato <i>Reinforced aluminium tube 45mm</i>			
	RL.005.05		9,81		RC.055.05		17,98
Imballo / Package			ml. 58	Imballo / Package			ml. 58
Tubo avvolgitore/Fondale alluminio 38mm <i>Aluminium tube/Bottom rail 38 mm with ogive</i>				Coppia staffe da 45 con cover in plastica <i>Pair of bracket 45 with plastic cover</i>			
	RC.049.05		8,02		RL.218.B	Bianco/White	6,08
					RL.218.N	Nero/Black	6,08
					RL.218.G	Grigio/Grey	6,08
Imballo / Package			ml. 58	Imballo / Package			cp. 15
Staffe a rullo da 45 heavy <i>Pair of bracket 45 heavy</i>				Cover per staffe da 45 heavy RL.210 <i>Cover for bracket 45 heavy RL.210</i>			
	RL.210.B	Bianco/White	27,67		RL.212.B	Bianco/White	1,91
	RL.210.N	Nero/Black	27,67		RL.212.N	Nero/Black	1,91
	RL.210.G	Argento/Silver	27,67		RL.212.G	Grigio/Grey	2,13
Imballo / Package			cp. 25	Con RL.210 / With RL.210			cp. 25
Comando a catena da 45 <i>Control unit 45mm chain</i>				Calotta perno fisso 7mm = 45 <i>End plug with pin 7mm = 45</i>			
	RL.220.145.B	Bianco/White	6,33		RC.207.7B	Bianco/White	1,38
	RL.220.145.N	Nero/Black	6,33		RC.207.7N	Nero/Black	1,52
	RL.220.145.G	Grigio/Grey	6,33		RC.207.7G	Grigio/Grey	1,44
	RL.220.145.CR	Transparent	6,97				
Imballo / Package			pz. 15	Con tubi Ø45 / With Ø45 tubes			pz. 30
Calotta perno fisso 7mm = 38 <i>End plug with pin 7mm = 38</i>				Calotta girevole da 45 <i>Revolving end plug 45</i>			
	RC.213.7	Bianco/White	1,25		RL.220.245B	Bianco/White	2,74
					RL.220.245N	Nero/Black	2,90
					RL.220.245G	Grigio/Grey	2,90
Con RC.049.05 / With RC.049.05			pz. 30	Imballo / Package			pz. 30
Molla Soft da 45 da 1,8x500 DX <i>Right "Spring Assist" 45 chain control unit 1,8x500</i>				Molla Soft da 45 da 1,8x500 SX <i>Left "Spring Assist" 45 chain control unit 1,8x500</i>			
	RL.220.345DX	Bianco/White	14,80		RL.220.345SX	Bianco/White	14,80
Imballo / Package			pz. 15	Imballo / Package			pz. 15





	CODICE Code	CARATTERISTICHE Features	EURO		CODICE Code	CARATTERISTICHE Features	EURO
Catena orientamento plastica 4,5x6 <i>Ballchain plastic 4,5x6</i>				Catena orientamento metallo 4,5x6 <i>Metal operating ballchain 4,5x6</i>			
	LP.086.1B	Bianco/White	0,67		LP.093		4,42
	LP.086.1N	Nero/Black	0,73				
	LP.086.1G	Grigio/Grey	0,73				
	Imballo / Package		ml. 250		Imballo / Package		ml. 200
Catena ad anello 4,5x6mm bianca <i>White chain loop 4,5x6mm</i>				Catena metallo anello continuo <i>Continuous metal chain</i>			
	DM.241.105	X = 50	2,17		LP.093.1000	X = 50	5,33
	DM.241.155	X = 75	2,67		LP.093.1500	X = 75	7,33
	DM.241.205	X = 100	3,14		LP.093.2000	X = 100	9,33
	DM.241.245	X = 120	3,62				
	DM.241.275	X = 135	3,95				
	DM.241.305	X = 150	4,20				
	DM.241.355	X = 175	4,72				
	DM.241.405	X = 200	5,23				
	DM.241.445	X = 220	5,83				
	DM.241.505	X = 250	6,33				
	Imballo / Package		pz. 10		Imballo / Package		pz. 1
Giunzione catena 4,5 plastica chiusa <i>Plastic joint for chain 4,5</i>				Giunzione in plastica per catena 4,5 <i>Plastic joint for chain 4,5</i>			
	LP.085.2B	Bianco/White	0,10		LP.085.1B	Bianco/White	0,09
	LP.085.2N	Nero/Black	0,10		LP.085.1N	Nero/Black	0,09
	LP.085.2G	Grigio/Grey	0,10		LP.085.1G	Grigio/Grey	0,09
	Imballo / Package		pz. 100		Imballo / Package		pz. 100
Giunzione metallica per catena 4,5 <i>Metal clip for chain 4,5</i>				Passacorda in plastica a parete <i>Plastic Child Safety Wall Support</i>			
	LP.091		0,19		LP.200	Transparent	0,20
	Imballo / Package		pz. 100		Imballo / Package		pz. 100
Fondale Tondo in alluminio 22mm <i>Round aluminium bottom rail 22mm</i>				Fondale tondo in alluminio 18x1,5 <i>Aluminium bottom rail 18x1,5</i>			
	RL.006.B5	Bianco/White	6,46		RC.154.1B6	Bianco/White	4,68
	RL.006.N5	Nero/Black	6,74		RC.154.1N6	Nero/Black	4,90
	RL.006.A5	Argento/Silver	7,73		RC.154.1A6	Argento/Silver	5,85
	Imballo / Package		ml. 50		Imballo / Package		ml. 60

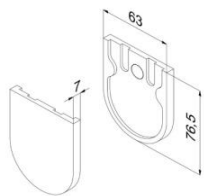
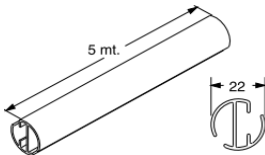
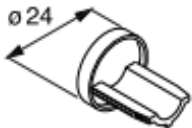


	CODICE Code	CARATTERISTICHE Features	EURO		CODICE Code	CARATTERISTICHE Features	EURO
Alberino/Fondale Tondo da 10mm <i>Tiltrod/Round bottom rail 10mm</i>				Terminale per fondale da 22 <i>End cap for bottom rail 22mm</i>			
	DM.015.005		3,95		RL.035.B	Bianco/White	0,29
					RL.035.N	Nero/Black	0,34
				RL.035.G	Grigio/Grey	0,30	
Imballo / Package			ml. 60	Per RL.006.x5 / For RL.006.x5	Imballo / Package		pz. 100
Tappo fondale da 18 <i>End cap for bottom weight 18</i>				Tappo per fondale/alberino da 10mm <i>End cap for bottom rail/tilt rod 10mm</i>			
	RC.277.1B	Bianco/White	0,47		DM.215.005	Bianco/White	0,60
	RC.277.1N	Nero/Black	0,47				
	RC.277.1G	Grigio/Grey	0,47				
Per RC.154.106 / For RC.154.106	Imballo / Package		pz. 50	Per DM015005 / For DM015005	Imballo / Package		pz. 50
Profilo in PVC per fondale RL.006 <i>PVC profile for bottom rail RL.006</i>				Stecche profilo PVC con biadesivo <i>Slat of PVC profile with tape</i>			
	RL.036		1,15		RL.036.020	l = 2m	4,25
					RL.036.030	l = 3m	4,25
Imballo / Package			ml. 50	Imballo / Package			ml. 54
Profilo in resina 24x8 per tasca telo <i>Resin profile 24x8 for pocket</i>				Biadesivo da 10mm <i>Double side tape 10mm</i>			
	RL.036.500		4,77		RL.040		0,80
Imballo / Package			ml. 50	Imballo / Package			ml. 50
Biadesivo da 20mm <i>Double side tape 20mm</i>				Coestruso rigido in PVC saldabile per tubo alluminio 61mm e 45mm <i>Weldable PVC coextruded for aluminium tubes 61mm and 45mm</i>			
	RL.040.2		1,58		RC.066.61G	Grigio/Grey	1,38
Imballo / Package			ml. 50	l = 4m	Imballo / Package		ml.4
Coestruso rigido in PVC saldabile per tubi alluminio 38mm <i>Weldable PVC coextruded for aluminium tubes 38mm</i>				Guida Soft rise da 14x49 <i>Soft rise guide 14x49</i>			
	RC.066.38G	Grigio/Grey	1,29		RL.009.B5	Bianco/White	10,91
					RL.009.N5	Nero/Black	10,91
					RL.009.A5	Argento/Silver	10,91
l = 4m	Imballo / Package		ml.4	AD.126	Imballo / Package		ml. 58



	CODICE Code	CARATTERISTICHE Features	EURO		CODICE Code	CARATTERISTICHE Features	EURO
Chiavetta concentrica <i>Concentric key</i>				Viti Eclisse 3x16 zincate testate/fondale <i>Zinc screws 3x16 endplates/bottom rail eclisse</i>			
	RE.135		0,86		RE.045.ZB	Zincata/Zinc	0,07
			pz. 100				pz. 1000
Imballo / Package				Imballo / Package			

OPTIONAL LINEA DECORATIVA / DECORATIVE LINE OPTIONALS

Cover metallo per staffe RL.218 ed RL.219 <i>Metal cover for brackets RL.218 and RL.219</i>				Fondale Tondo in alluminio 22mm <i>Round aluminium bottom rail 22mm</i>			
	RL.218.100S	Satinato / Satin	56,67		RL.006.MA5	Met. Argento/ Met. Silver	14,20
	RL.218.100L	Lucido / Glossy	56,67				
			pz. 10				ml. 50
Imballo / Package				Imballo / Package			
Terminale per fondale da 22 <i>End cap for bottom rail 22mm</i>							
	RL.035.N	Nero/Black	0,34				
	RL.035.G	Grigio/Grey	0,30				
Per RL.006.x5 / For RL.006.x5				Imballo / Package			
				pz. 100			